



Allegheny County
Department of
Human Services

DHS Homeless Services & Prevention: Funding Summary FY22-23



DHS Homeless Services & Prevention: Major Funding Sources

Source	Amount FY22-23	Supports:
HUD Continuum of Care	\$23M	Permanent Supportive Housing, Rapid Re-housing, Youth Homelessness Demonstration Program, CoC planning/operating, Coordinated Entry (intake/assessment), Homeless Management Information System (locally administered data system)
HUD Emergency Solutions Grant	\$1.2M	Emergency Shelter, Outreach, Case Management, Rental Assistance, Coordinated Entry (intake/assessment), Homeless Management Information System (locally administered data system)
PA Human Services Block Grant	\$6.1M	Bridge Housing, Case Management, Rental Assistance, Emergency Shelter, other support (adult-only households)
PA Child Welfare Funds (Needs-Based Budget)	\$2.7M	Case Management, Rental Assistance, Emergency Shelter (households with children)
Urban Redevelopment Authority Housing Opportunity Fund (Housing Stabilization Program)	\$1.5M	Rental and Mortgage Assistance
American Rescue Plan Act	\$30M*	Rental Assistance, Utility assistance, Housing stability services, Administration

* Reflects est. amount remaining out of an original allocation of \$165M

HUD Continuum of Care Funding FY 22-23

TOTAL	\$ 23,078,686	Supports the work of:
Permanent Supportive Housing	\$ 13,457,252	ACTION Housing Allegheny Valley Assoc of Churches Alle-Kiski HOPE Center Allies for Health + Well Being Auberle Bethlehem Haven Center that CARES Chartiers Center Community Human Services Family Links Gaudenzia Goodwill Mercy Life Center Sisters Place Sojourner Moms Veterans Leadership Program WPIC YWCA
Rapid Re-Housing	\$ 5,432,329	
Youth Homelessness Demonstration	\$ 1,764,148	
CoC Planning and Operating Grants	\$ 1,492,422	
Coordinated Entry (intake/assessment)	\$ 581,343	
Homeless Management Info. System	\$ 351,192	

HUD Emergency Solutions Grant FY22-23

TOTAL	\$ 1,183,843	Supports the work of:
Emergency Shelter	\$ 495,000	Allegheny Valley Assoc of Churches Alle-Kiski HOPE Center Auberle Center for Victims Community Human Services Mercy Life Center YWCA
Prevention/Rental Asst	\$ 408,843	
Outreach	\$ 90,000	
Homeless Management Info. System	\$ 70,000	
Coordinated Entry (intake/assessment)	\$ 70,000	
Bridge Housing Case Mgmt	\$ 50,000	

PA Human Services Block Grant FY 22-23

TOTAL	\$ 6,126,049	Supports the work of:
Case Mgmt - Singles	\$ 2,073,932	ACTION Housing
Emergency Shelter - Singles	\$ 1,436,142	Bethlehem Haven
Bridge Housing	\$ 902,263	Catholic Charities
Penn Free Bridge Housing	\$ 731,200	Chartiers Center
Rental Assistance - Singles	\$ 382,697	Community Human Services
Misc - Beds, Special Projects	\$ 366,815	East End Cooperative Ministries
Innovative Fund	\$ 130,000	Family Links
Human Services Development Fund	\$ 103,000	First Step Recovery Homes
		Goodwill
		Light of Life Ministry
		Mercy Life Center
		Sojourner Moms
		Team PSBG
		Travelers Aid
		Urban League of Pgh
		YMCA
		YWCA

PA Child Welfare Funding FY22-23

TOTAL	\$ 2,747,619	Supports the work of:
Case Mgmt - Families	\$ 1,451,488	Allegheny Valley Assoc of Churches Alle-Kiski HOPE Center Auberle Center for Victims Community Human Services Family Links Salvation Army Sojourner Moms Womanspace East Women's Center & Shelter Urban League of Pgh Veterans Leadership Program
Emergency Shelter - Families	\$ 1,171,131	
Rental Assistance - Families	\$ 125,000	

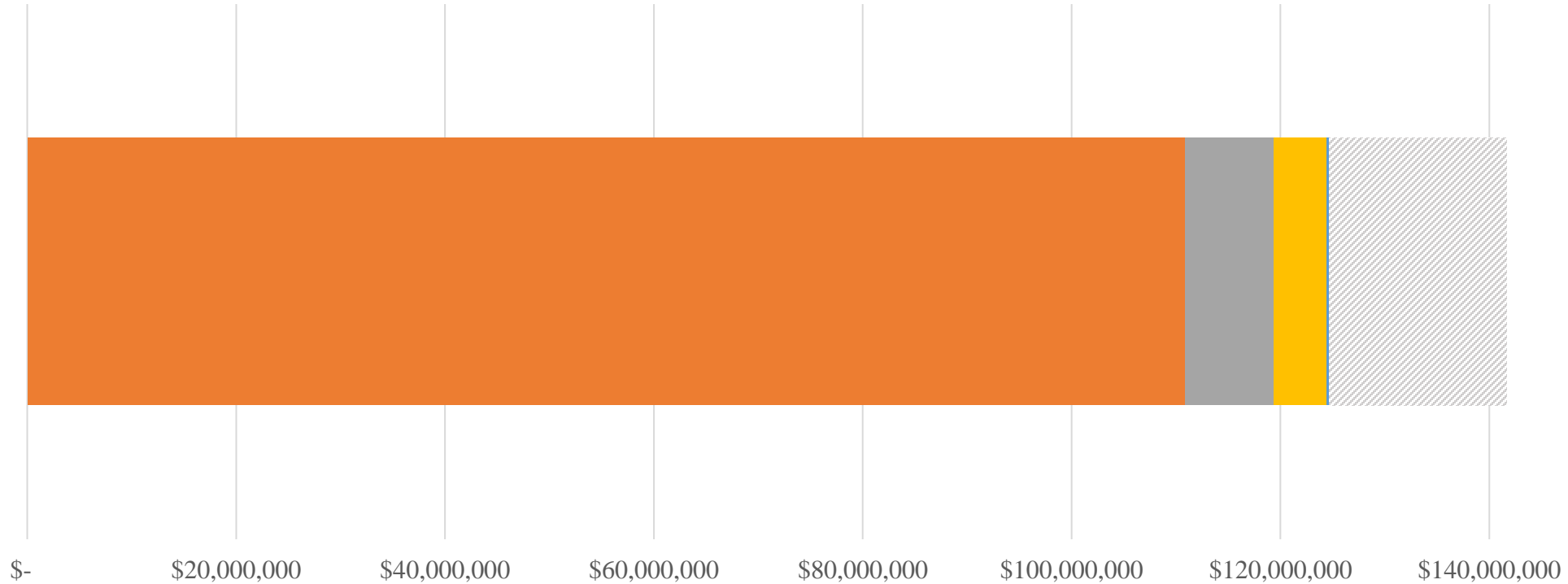
DHS Rental Assistance: Eligibility

Source	Criteria *	Use
PA Human Services Block Grant (Homeless Assistance Program)	<ul style="list-style-type: none"> homeless or near homeless at/or below 200% of the Federal Poverty Level able to sustain the rent moving forward 	<ul style="list-style-type: none"> can only be used by a household once every two years Max amount: \$1000
PA Child Welfare (Needs-Based Budget)	<ul style="list-style-type: none"> must have at least one minor child homeless or at-risk of homelessness able to sustain the rent moving forward 	<ul style="list-style-type: none"> can only be used by a household once every two years Max amount: \$1500
Urban Redevelopment Authority Housing Opportunity Fund (Housing Stabilization Program)	<ul style="list-style-type: none"> within City of Pittsburgh homeless or near homeless at or below 50% of the Area Median Income (AMI) 	<ul style="list-style-type: none"> can only be used by a household once every five years can assist with up to six months of arrears and/or a maximum of \$3,000 can support a household prior to entering eviction proceedings
American Rescue Plan Act	<ul style="list-style-type: none"> unable to pay rent have an income at or below 80% of AMI must have written or oral lease must demonstrate COVID-19 financial impact 	<ul style="list-style-type: none"> Maximum assistance is 10 months or \$10,000, whichever comes first

* DHS requires that rental assistance recipients be in mediation to prevent eviction, or in court proceedings for an eviction

Overall ERAP Spend

ERAP Spending 3/1/2021 - 7/31/2022



■ Rental Assistance Spend through 7/31/2022 (MPER) - \$110,891,403.11

■ Utility Assistance Spend through 7/31/2022 (MPER) - \$8,493,094.05

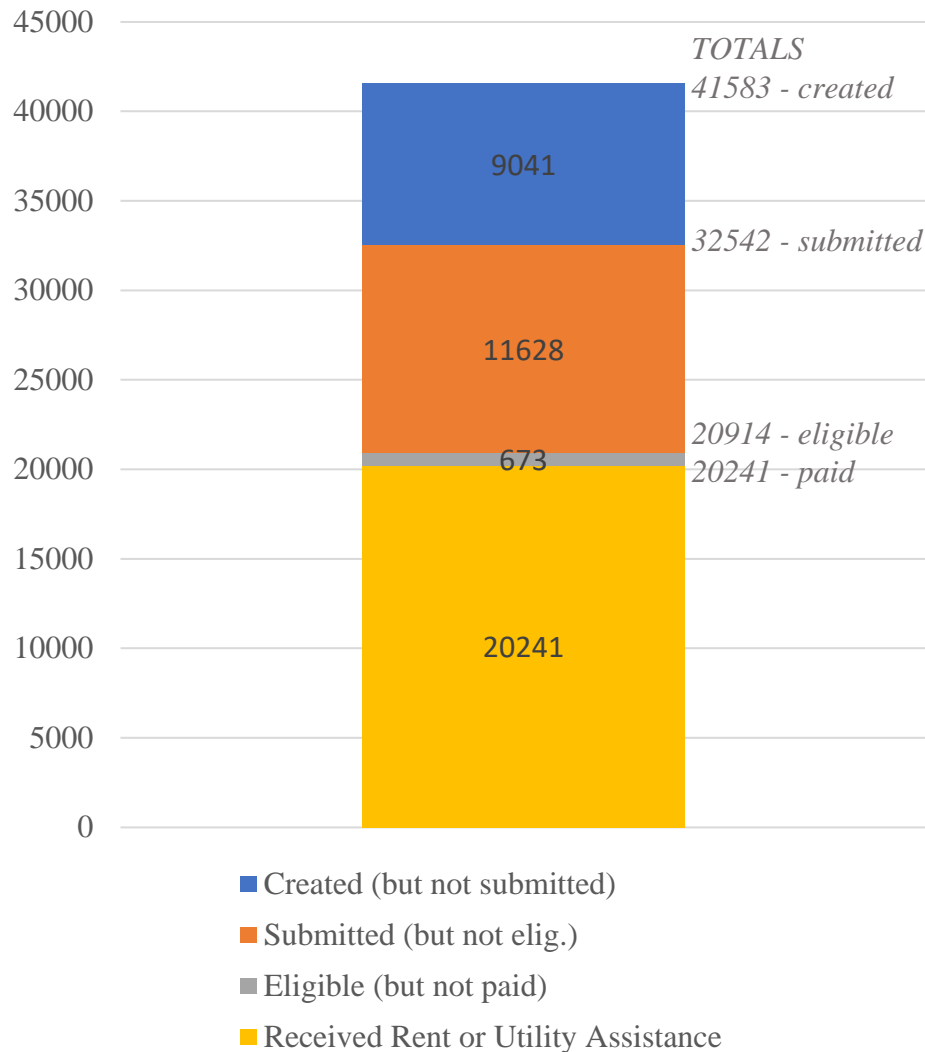
■ Admin Spend through 7/31/2022 (MPER) - \$5,011,563.83

■ Legal Assistance (Est.) - \$300,000.00

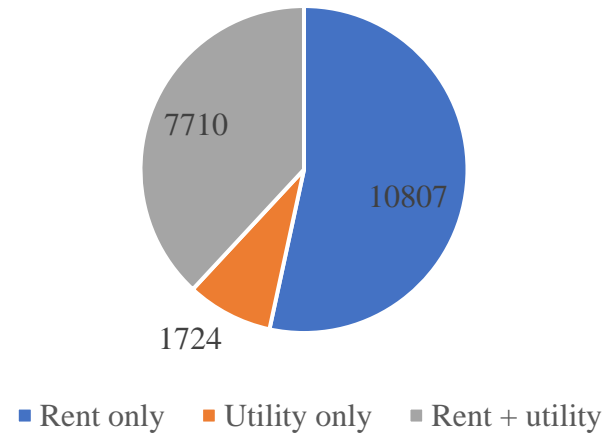
▨ City ERA1 and ERA2 Allocation - \$16,927,418.00

ERAP: Types of Assistance

Progress towards rent and utility assistance



For paid: type of assistance received



	Rental Assistance Paid Per Application	Utility Assistance Paid Per Application
Min	\$17.41	\$0.40
Median	\$5,930.00	\$556.66
Average	\$6,794.39	\$868.99
Max	\$56,250	\$9,662.23

Information from EPPRD1/Tableau ERAP Management Dashboard
 Filtered by: Applications submitted on or before 3/31/2022
 Filtered by: Payments disbursed on or before 8/12/2022

**Extra Slides –
More ERAP detail + Some
Definitions**

ERAP: Demographics of Households Applied

Allegheny County COVID Rental Assistance 2.0

Who is applying?

Note: This information is self-reported by applicants.

This data refreshes every hour and was last refreshed at 9/27/2022 4:09:03 AM.

Submitted or Paid or Reapplied

Submitted

Submitted Date

March 15, 2021

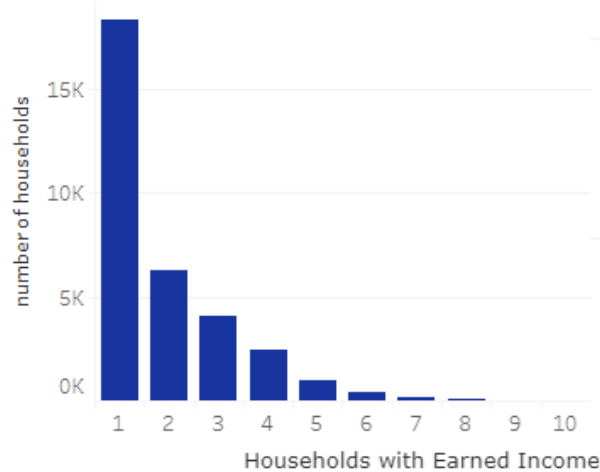
March 31, 2022

Total Number of Households

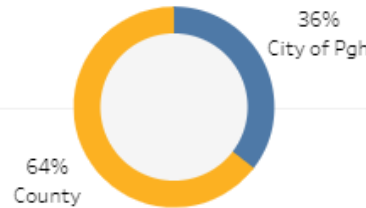
32,726

Household Details

Household Size



Households Residing in Pittsburgh or County



Top 10 Cities of Households

City	application count
PITTSBURGH	11,646
MCKEESPORT	1,621
PENN HILLS	1,503
WILKINSBURG	1,228
CLAIRTON	665
WEST MIFFLIN	613
MONROEVILLE	606
MCKEES ROCKS	552
SWISSVALE	548
DUQUESNE	537

Households with Earned Income



Average Household Monthly Income

\$1,380

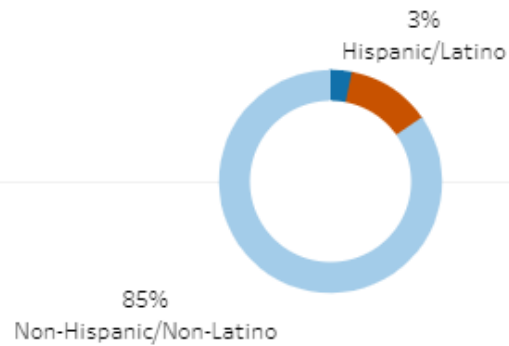
Median Household Monthly Income

\$1,052

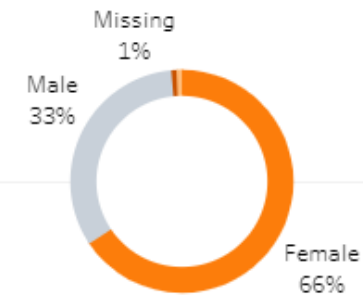
ERAP: Demographics of Households Applied

Demographic Details of Head of Household

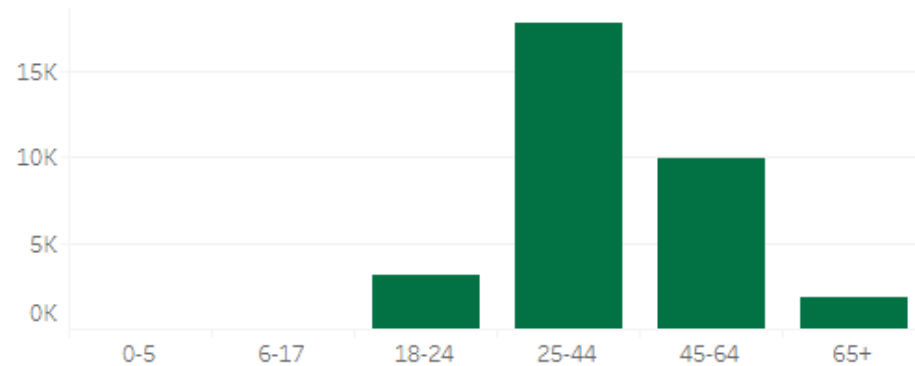
Ethnicity Distribution of Head of Household



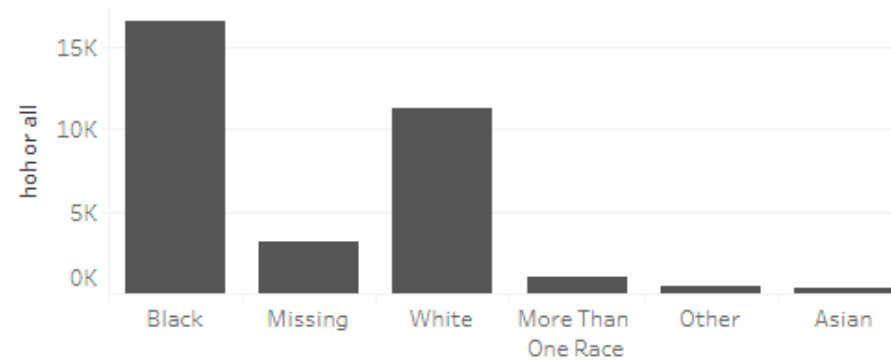
Gender Distribution of Head of Household



Age Group Distribution of Head of Household



Race Distribution of Head of Household



Definitions

- HMIS: locally administered data system used to record and analyze client, service and housing data for individuals and families who are homeless or at risk of homelessness.
- Coordinated Entry: operated by DHS; provides a coordinated intake and assessment process for the CoC, enabling those experiencing homelessness within Allegheny County's geographical region to be connected to the services they need in a consumer-centered manner